



**NAPCO**  
 NAPCO SECURITY SYSTEMS, INC.  
 333 BAYVIEW AVENUE  
 ARBETHVILLE, NEW YORK 11701

SALES, REPAIRS & TECHNICAL SERVICE  
 TOLL FREE: (800) 645-6448

# DD6000 COMMUNICATOR MODULE FOR MFA6000-SERIES FIRE ALARM PANELS

© NAPCO 1987

WI384C 5/91

UL Listed: Signal System Control Unit Subassembly

### GENERAL DESCRIPTION

The DD6000 is a digital communicator module designed for use with MFA6000-Series Fire Alarm Control Panels to form a Central-Station Premises Control Unit. The communicator provides supervision for two incoming telephone lines. Operation is selected by programming the PROM (Programmable Read-Only Memory) in the control panel. Refer to the installation manual supplied with the MFA6000-Series control panels (WI382) for programming instructions).

### SPECIFICATIONS

Power Requirements (Supplied by Panel),

**Standby:** 5Vdc, 2mA; 12Vdc, 3mA

**Active:** 5Vdc, 2mA; 12Vdc, 110mA

### INSTALLATION

**Caution:** Always remove ac and battery power before installing or removing the DD6000.

The DD6000 is mounted on the control-panel board using four standoffs (supplied). The standoffs are inserted into the main board and the module plugs into J1 on that board. To install the DD6000, proceed as follows:

1. Find the four holes on the main board that will accept the standoffs. These holes are located at the upper-right part of the board (two on either side of J1). They are easily identified as each one is surrounded by a white rectangle printed on the board.

2. Remove the standoffs from the plastic bag. Insert the short flanged end into the main board. (Note that the flange matches the rectangle printed on the board). Push in the standoff until it snaps into place. Insert the remaining three standoffs in a similar manner.

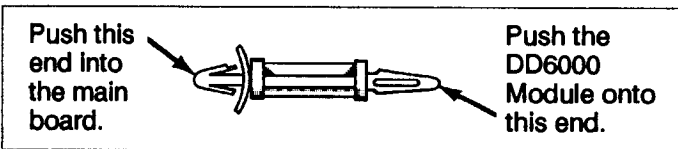


Fig. 1. Proper insertion of standoff.

3. Check that all pins on J1 are properly aligned, then push the ribbon-cable connector P1 onto J1. Place the four holes in the DD6000 board over the standoffs on the main board and push straight in until the module is seated.

The module locks into place when fully seated. Thus, should it become necessary to remove the board for any reason, squeeze the ends of the standoffs to slide the board

off, one corner at a time.

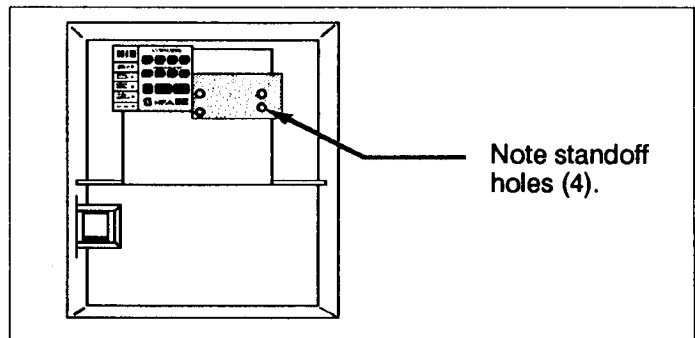


Fig. 2. DD6000 installed into panel.

### WIRING

All connections between the communicator and the control panel are made through the ribbon cable that connects to P1. Refer to the Wiring Diagram for cable connections to telephone equipment.

### LED INDICATIONS

Three LEDs indicate the line in use or under test (see Fig. 3) as follows:

- DS1 - primary line-seize relay energized.
- DS2 - secondary line-seize relay energized.
- DS3 - dialer relay energized.

Dialer LED DS3 lights when either line is being used or tested. The relays are not energized for test when a telephone on that line is off hook or ringing. When reporting, a line will be seized by the DD6000 regardless of the state of the telephones connected to it.

**Note:** (1) In operation, when one or both telephones are on hook, the phone lines are checked periodically by energizing the relays. When this occurs, the relays may be heard to "click in" as they are activated. (2) If *Radionics BFSK* receiver format is selected, a series of chirps will be heard at the sounder during each transmission. These chirps will last no more than a few seconds and will cease immediately upon acknowledgment by the central station. If the sound is found to be objectionable, it is suggested that the *Radionics Fast* format be utilized.

## WIRING DIAGRAM

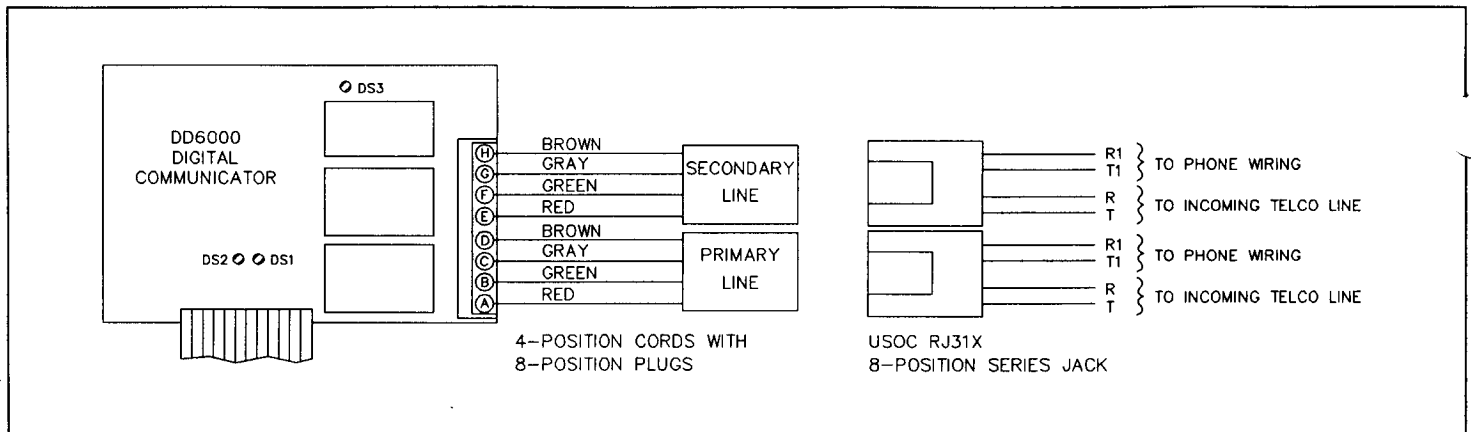


Fig. 3. Wiring Diagram.

## NAPCO LIMITED WARRANTY

NAPCO SECURITY SYSTEMS, INC. (NAPCO) warrants its products to be free from manufacturing defects in materials and workmanship for fifteen months following the date of manufacture. NAPCO will, within said period, at its option, repair or replace any product failing to operate correctly without charge to the original purchaser or user.

This warranty shall not apply to any equipment, or any part thereof, which has been repaired by others, improperly installed, improperly used, abused, altered, damaged, subjected to acts of God, or on which any serial numbers have been altered, defaced or removed. Seller will not be responsible for any dismantling or reinstallation charges.

In case of defect, contact the security professional who installed and maintains your security system. NAPCO shall have no obligation under this warranty, or otherwise, if the product has been repaired by others, improperly installed, improperly used, abused, altered, damaged, subjected to accident, nuisance, flood, fire or acts of God, or on which any serial numbers have been altered, defaced or removed. NAPCO will not be responsible for any dismantling, reassembly or reinstallation charges.

In order to exercise the warranty, the product must be returned by the user or purchaser, shipping costs prepaid and insured to NAPCO. After repair or replacement, NAPCO assumes the cost of returning products under warranty.

**There are no warranties, express or implied, which extend beyond the description on the face hereof. There is no express or implied warranty of merchantability or a warranty of fitness for a particular purpose. Additionally, this warranty is in lieu of all other obligations or liabilities on the part of NAPCO.**

Any action for breach of warranty, including but not limited to any implied warranty of merchantability, must be brought within the six months following the end of the warranty period. In no case shall NAPCO be liable to anyone for any consequential or incidental damages for breach of this or any other warranty, express or implied, even if the loss or damage is caused by the seller's own negligence or fault.

**This warranty contains the entire warranty. It is the sole warranty and any prior agreements or representations, whether oral or written, are either merged herein or are expressly cancelled. NAPCO neither assumes, nor authorizes any other person purporting to act on its behalf to modify, to change, or to assume for it, any other warranty or liability concerning its products.**

In no event shall NAPCO be liable for an amount in excess of

NAPCO's original selling price of the product, for any loss or damage, whether direct, indirect, incidental, consequential, or otherwise arising out of any failure of the product. Seller's warranty, as hereinabove set forth, shall not be enlarged, diminished or affected by and no obligation or liability shall arise or grow out of Seller's rendering of technical advice or service in connection with Buyer's order of the goods furnished hereunder.

**NAPCO RECOMMENDS THAT THE ENTIRE SYSTEM BE COMPLETELY TESTED WEEKLY.**

**Warning:** Despite frequent testing, and due to, but not limited to, any or all of the following; criminal tampering, electrical or communications disruption, it is possible for the system to fail to perform as expected. NAPCO does not represent that the product/system may not be compromised or circumvented; or that the product or system will prevent any personal injury or property loss by burglary, robbery, fire or otherwise; nor that the product or system will in all cases provide adequate warning or protection. A properly installed and maintained alarm may only reduce risk of burglary, robbery, fire or otherwise but it is not insurance or a guarantee that these events will not occur. **CONSEQUENTLY, SELLER SHALL HAVE NO LIABILITY FOR ANY PERSONAL INJURY, PROPERTY DAMAGE, OR OTHER LOSS BASED ON A CLAIM THE PRODUCT FAILED TO GIVE WARNING.** Therefore, the installer should in turn advise the consumer to take any and all precautions for his or her safety including, but not limited to, fleeing the premises and calling police or fire department, in order to mitigate the possibilities of harm and/or damage.

NAPCO is not an insurer of either the property or safety of the user's family or employees, and limits its liability for any loss or damage including incidental or consequential damages to NAPCO's original selling price of the product regardless of the cause of such loss or damage. If the user wishes to protect itself to a greater extent, NAPCO will, at user's sole cost and expense, obtain an insurance policy to protect the user, supplemental to user's own policy, at a premium to be determined by NAPCO's insurer upon written notice from user by Certified Mail, Return Receipt Requested, to NAPCO's home office address, and upon payment of the annual premium cost by user.

Some states do not allow limitations on how long an implied Warranty lasts or do not allow the exclusion or limitation of incidental or consequential damages, or differentiate in their treatment of limitations of liability for ordinary or gross negligence, so the above limitations or exclusions may not apply to you. This Warranty gives you specific legal rights and you may also have other rights which vary from state to state.